

Description

- 0-4 m sensing range
- 94 cross scanning beams
- Active height of 1800 mm
- Length 2000 mm or 2100 mm
- Flexible cable connection
- Automatic sensitivity adjustment
- Slim line (10x28 mm) housing
- Power, output and signal status indicators
- 12-36 V dc supply voltage
- Blanking function of up to 10 channels
- 5 wire, solid state relay output
- Test input
- Light/dark function via control wire



The SG 2 light curtain system is designed for modernisation of elevator doors and consists of a self-contained transmitter, SGT and receiver, SGR, which are to be positioned opposite of each other. The detectors are housed in an aluminium profile available in a slim line design (10 x 28 mm).

The SGR is supplied with a 12-36 V dc power supply with a 5 wire, solid state relay output and with wire selectable light or dark function. The test input in the SGT may be used for either disabling or enabling the transmitting power temporarily for test purposes.

The light curtains are available with time-out function which allows up to 2 non-adjacent channels to be ignored if permanently obstructed for 10 seconds or more.



The advanced automatic signal-tracking (AST) feature ensures that no onsite set up or adjustments are required. The signal level of each individual channel is adjusted automatically compensating for misalignment and contamination during operation. Transmitter and receiver units are optically synchronised. The system can be used both in static and dynamic applications.

The special blanking function allows up to 10 top channels to be ignored when covered/masked during set up. This feature allows the active height to be reduced for applications which do not allow the full detection height.

Both the transmitter and receiver units are protected against reverse polarity of power supplies, control input and output signals. The output is also protected against short circuit and inductive loads.

Technical Data		SGT	SGR
Supply voltage		12-36 V dc	
Current consumption		Max. 100 mA	50 mA
Output rating	Solid state	–	200 mA
Short circuit protected		–	Yes
Reverse polarity protected		Yes	
Light source		Infrared (940 nm)	–
Number of channels (diodes per detector)		20	
Number of cross scanning beams		94	
Active height		1800 mm	
Channel spacing		Between Ch 1 and Ch 19: 92 mm	
		Between Ch 19 and Ch 20: 138 mm	
Bottom spacing to Ch 1		25 mm	
Pinch point beam spacing		46 mm	
Response time		–	< 40 ms
Power on indicator		Green LED	
Output indicator		–	Yellow LED
System status indicator		–	Red LED
Time-out function		Up to 2 non-adjacent channels	
Housing dimensions (w x d)	Slim Line A	10 x 28 mm	
Housing material	Profile	Aluminium (natural anodised)	
	Lens cover	Polycarbonate	
Connection		3 m fixed flexible cable	
Cable, PVC Ø 4,1 mm		3 x 0,14 mm ²	5 x 0,14 mm ²

Environmental Data

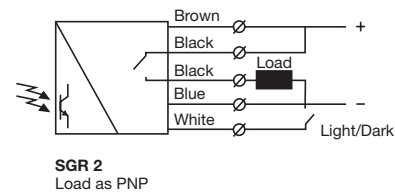
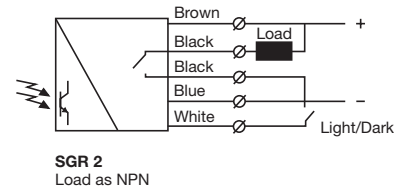
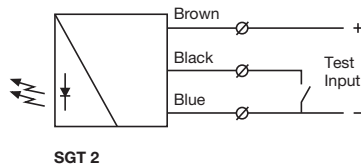
		SGT	SGR
Light immunity @ 5° incidence		-	100 000 lux
Temperature, operation		-20 to +65 °C	
Temperature, storage		-40 to +80 °C	
Sealing class	A housing	IP 54	
Approvals		 	

Available Types

Slim Line A

Transmitter	Housing Length	Active Height	Number of Channels	Number of Beams	Time-Out Function	Connection		3 m flexible cable	Range
						Output		Order Reference	
	2000 mm	1800 mm	20	94	-	-	-	SGT 2-200-020-010-B1-A-00-3F	4 m
	2100 mm							SGT 2-210-020-010-B1-A-00-3F	
Receiver	2000 mm	1800 mm	20	94	Time-Out	Solid State Relay	DO/LO (NO/NC)	SGR 2-200-020-010-B1-A-06-3F	0-4 m
	2100 mm				SGR 2-210-020-010-B1-A-06-3F				
	2000 mm				-			SGR 2-200-020-010-B1-A-07-3F	
	2100 mm				SGR 2-210-020-010-B1-A-07-3F				

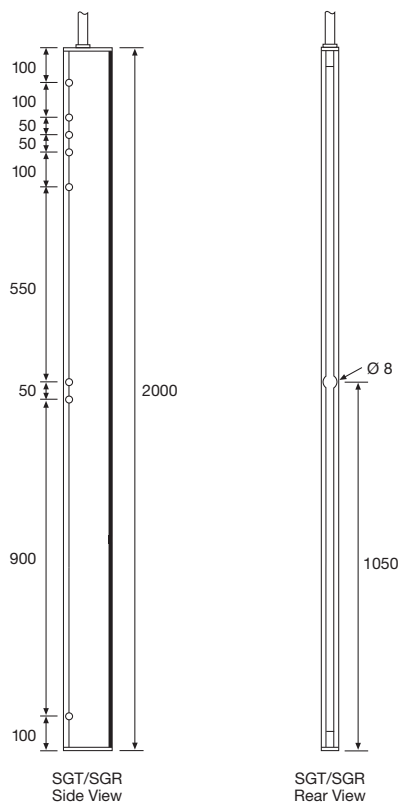
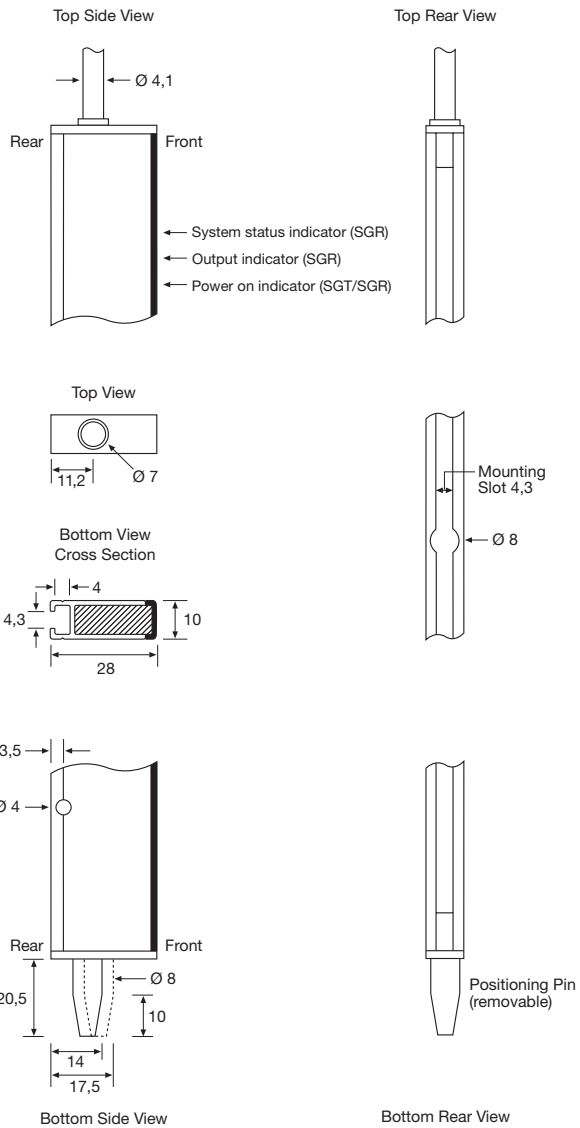
Wiring Diagrams



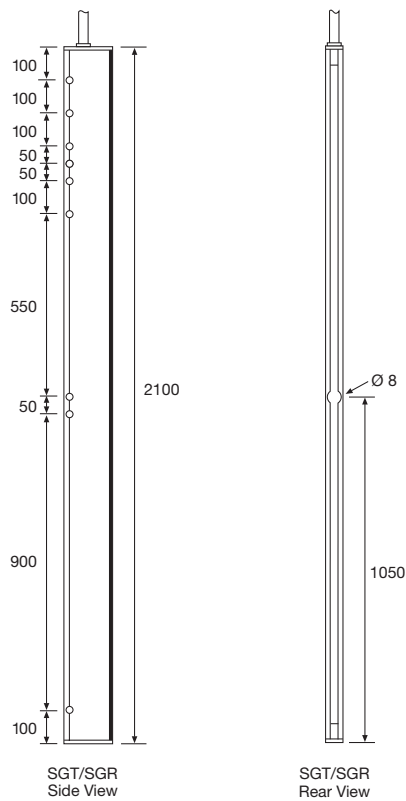
Dimensions and Descriptions

Slim Line A

Details



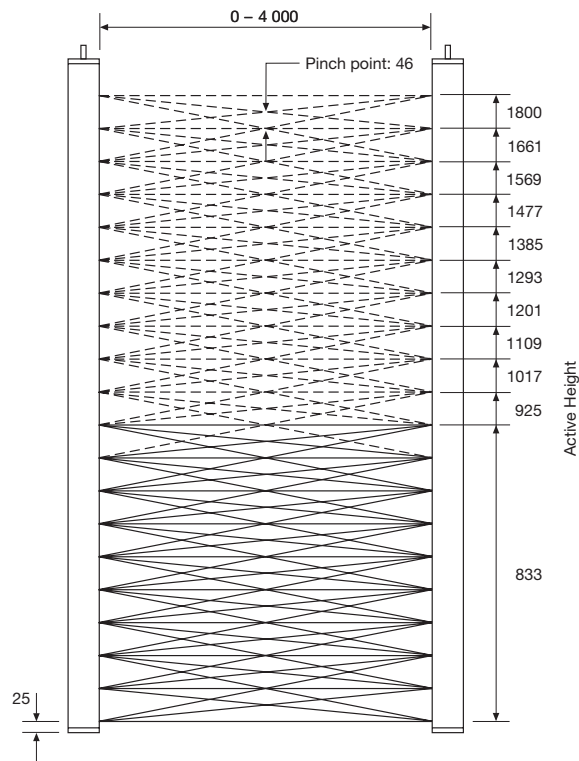
SGT/SGR 2-200



SGT/SGR 2-210

(Units in mm)

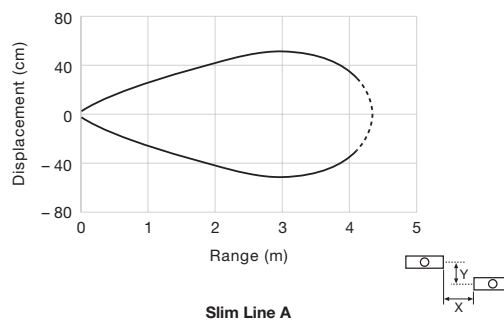
Beam Patterns



(Units in mm)

Sensing Characteristics

Parallel Displacement



Telco reserves the right to change specifications without notice.